

Fan N24, 3 phases



A centrifugal fan mainly designed for use with Nederman extraction products.

- Compact
- Easy to use





Product name	Fan N24, 3 phases
Noise level (dB(A))	61 dB at 1200 m3/h
Installation	[Indoor], [Outdoor]
Material	Fan casings: Galvanised sheet steel Impeller: Die cast aluminium
Airflow (m3/h)	1500
Capacity (max airflow m3/h)	1750
Ambient temperature range	-20 to +40 C (-4 F to 104 F)
Operating Temperature	Max 60 C
Frequency (Hz)	50
No of phases	3
Weight (kg)	17
Power (kW)	0,9













Fan N24, 3 phases

Power Voltage (V)	Amperage (A)	Model
220-240/380-420	3,3/1,9	14510422
200	3,8	14511522
200	3,8	14513522

Fan N24, 3 phases

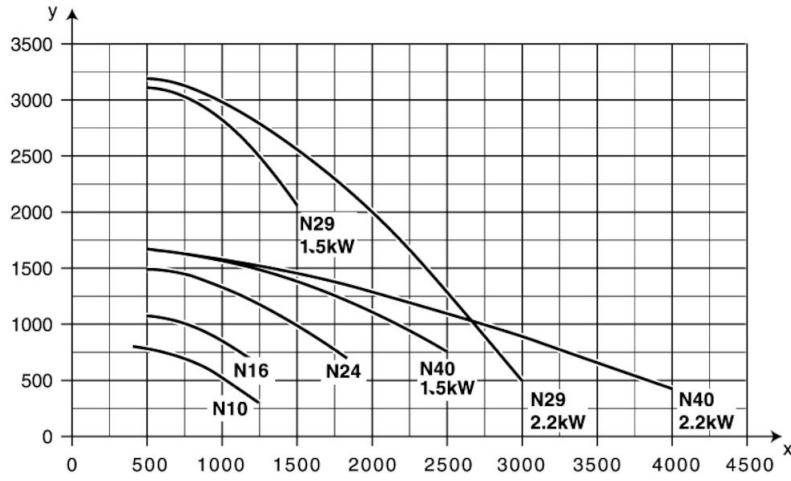
	Accessory	Part No
	FMS 2.5 - 4,0	14502337
	Manual fan control. 1 - 5 A, 3 phase.	14518637
	Automatic fan control. 1 - 5 A, 3 phase.	14519037*
	Adaptor Ø125/Ø100 mm	14341077
	Adaptor Ø125/Ø75 mm	14341080
	Adaptor Ø160/ext. Ø75 mm	14510426
	Adaptor Ø160/ext. Ø100 mm	14510526
	Adaptor Ø160 ext./Ø100 mm	14510626
	Adaptor Ø160/Ø100 mm	14511226
	Inlet adaptor for hose Ø160 mm	14510326
	Inlet and outlet adaptor for hose Ø160 mm	14322166
	Guard net (1 pcs)	14333181
	PVC hose. Ø100mm. l=5m	10500427
	PVC-hose. Ø125mm. l=5m.	10500527
	PVC-hose. Ø150mm. l=5m.	10500627
	PVC-hose Ø 160mm. l=5m	10511026
	Coupling tube Ø75mm	14503626
	Coupling tube Ø100mm	14504626
	Coupling tube Ø125mm	14505626
	Coupling tube Ø150mm	14506626
	Coupling tube Ø160mm	14511326
	Nozzle with magnet. 250 x 30 mm. Aluminium. Hose connection Ø100 mm.	14500226

Fan N24, 3 phases

	Accessory	Part No
	Nozzle with magnet. 260 x 1000 mm. Polycarbonate. Hose connection Ø100 mm.	14501226
	Silencer for when when mounted on Original or Telescopic extraction arm	14502126
	Silencer for fan	14502626
	Silencer including quick release	14502226
	Wall bracket for silencer	14343089
	Split inlet Ø125 int. / 2xØ100 mm ext.	14500526
	Split inlet Ø125 int. / 2xØ100 mm ext.	14500726
	Split inlet Ø160 int. / 2xØ100 mm ext.	14510726
	Split inlet Ø125 int. / 2xØ100 mm ext.	14500826
	Support bracket for N10/N16/N24/N27 for fixed mounting. Incl guard net and inlet connection.	14510126

*One sensor clamp included

Fan N24, 3 phases



X: airflow, m³/h Y: static pressure Pa

